



MANAV RACHNA INTERNATIONAL INSTITUTE OF RESEARCH AND STUDIES

(Deemed to be University under Section 3 of the UGC Act, 1956)

MRIIRS Aravali Campus: Sector-43, Delhi Surajkund Road, Faridabad, Phone: +91-129-4198100 (30 lines)

Annual Report of Controller of Examination for the AY 2017-18




Registrar

**MANAV RACHNA INTERNATIONAL
INSTITUTE OF RESEARCH AND STUDIES**

(Deemed to be University under section 3 of the UGC Act, 1956)

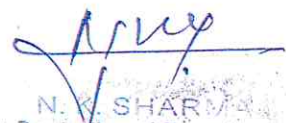
"NAAC ACCREDITED 'A' GRADE INSTITUTION"

ANNUAL REPORT

CONTROLLER OF EXAMINATION

AY-2017-2018




N. K. SHARMA
Ex. Controller of Examinations
Manav Rachna International Institute
of Research & Studies
(Deemed to be University)
FARIDABAD

CONTENTS

S. No.	Particulars	Page No.
1.	Introduction	1
2.	Organization Structure of the Examination Branch	1
3.	Examination Calendar/Schedule	2
4.	Conduct of End Semester Exams (Dec., 2017 and May 2018)	2
5.	Summary of conduct of Examination	3-4
6.	Convocation	4
7.	Perspective Planning	4
8.	List of Ph. D Awarded during AY 2019-20	5
9.	Improvement/Reforms (Moderation)	5
10.	Annexure –I Programme wise Time taken to declare the result.	6-9
11.	Annexure-II (a) Programme wise Pass percentage	10-11
12.	Annexure – II (b) Result Analysis Final Year	12-18
13.	Details of Re-Evaluation DEC 2017 - MAY 2018	19



1. INTRODUCTION

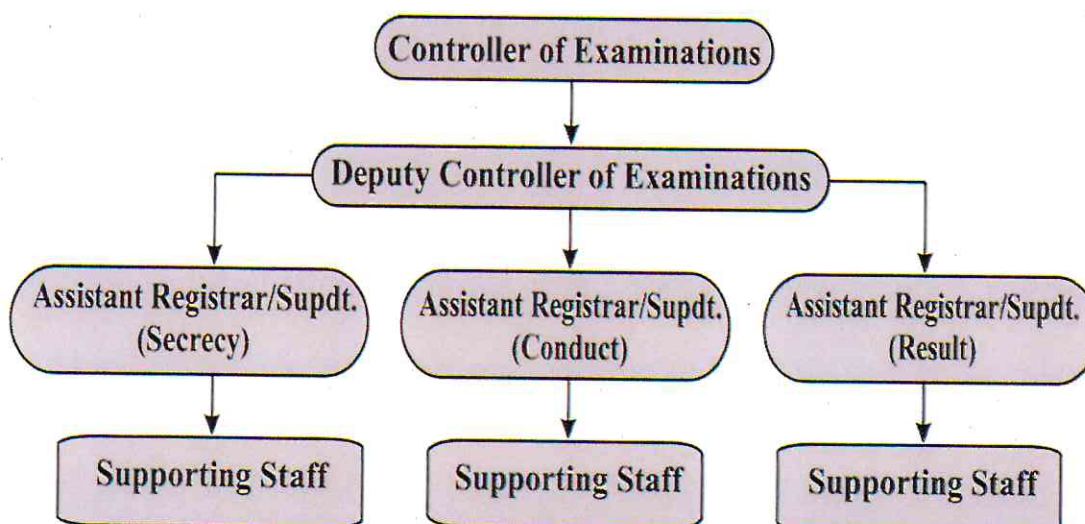
Examination function in the education system of a Higher Education Institute holds a pivotal position. It's the much avowed objective of any HEI to ensure that the students during the tenure of their education acquire the Graduate Attributes (GAs), Programme outcomes (POs), Programme Educational Objectives (PEOs), Programme Specific outcomes (PSOs) and Course outcomes (COs) of different courses. These outcomes have to be suitably aligned and measured in an Outcome Based Education. Evaluation through examinations- both formative and summative provides the necessary prime mover to accomplish this all- important task. Therefore a sound, robust, transparent and technology-enabled examination system with high reliability and fidelity has to be a *sine quo non* in an HEI for it to prosper and inspire confidence in its stakeholders.

Adhering to the above, MRIIRS have in place a time-tested examination system in place which has incorporated the aforesaid basic tenets. We continuously continue to hold consultative meetings for ushering in reforms to bring about accretion to efficacy and integrity of our examination system. Technology and various psychometric techniques are leveraged to enhance the quality level of the system.

2. ORGANIZATION STRUCTURE OF THE EXAMINATION BRANCH

The operations of the Examination Branch are granularized into three broad areas: Conduct, Result and Award Management. Each one of these verticals is looked after by a dedicated Deputy Superintendent / Superintendent. All functions germane to question paper settings are included in the Conduct vertical. Result and Award Management are the other two verticals. These functionaries report to Dy. COE and COE. PVC of the University guides and oversees the Branch with COE at the helm of affairs. As of now, all the functionaries are very well experienced with an average tenure of over 6 years at this University.

ORGANIZATION STRUCTURE OF THE EXAMINATION BRANCH IS DEPICTED BELOW:



A handwritten signature in blue ink, appearing to be "Anurag", is written over a horizontal line.

3. EXAMINATION CALENDAR/SCHEDULE

END SEMESTER DEC. 2017

PLANNED ACTIVITIES

DATE

- | | |
|---|------------|
| 1. Notification for proposed Date Sheet | 26.10.2017 |
| 2. Notification for Date Sheet | 13.11.2017 |
| 3. IOM for Conduct of Examination | 21.11.2017 |
| 4. Notification for Result declaration | 06.01.2018 |
| 5. Notification for Re-Evaluation | 19.02.2018 |

END SEMESTER MAY 2018

PLANNED ACTIVITIES

DATE

- | | |
|---|------------|
| 1. Notification for proposed Date Sheet | 30.03.2018 |
| 2. Notification for Date Sheet | 25.04.2018 |
| 3. IOM for Conduct of Examination | 10.04.2018 |
| 4. Notification for Result declaration | 19.06.2018 |
| 5. Notification for Re-Evaluation | 30.07.2018 |

4. Conduct of End Semester Exams (Dec., 2017 and May 2018)

- During the 2017-2018 academic year; 61 examinations for Undergraduate, Postgraduate & Ph.D. programs were conducted.
- The examinations of Mid Term Examinations (MTE) and End-Term Examinations (ETE) have been conducted as per Academic Calendar, notified by the Dean-Academics.
- End Semester Exams of Dec 2017 were conducted from 28.11.2017 and Exams of May 2018 were conducted from 08.05.2018 as per respective date sheets.
- The date sheet for each programme had been notified well in advance and circulated to all Dean(s)/Websites/Notice Boards of the University.
- **Confidential work:** The panel of question paper setters duly approved by BOS had been invited from the respective departments, selection of the paper setters was done, 1098 numbers of offer letters were sent. After receipt of question papers, the Moderators did moderation of the question papers. The selected question papers were printed & packed in the designated sealed cover envelopes. The sealed envelopes were dispatched at the examination center on half hour before on each day of examination.
- **Conduct Committee:** The examination Supdt./Dy. Supdt. are been appointed to conduct the examinations at designated examination centers, vide notification issued on 21.11.2017 (Dec. 2017) and 10.04.2018 (May 2018).
- **Flying Squad:** To prevent the Unfair Means practices during the examinations, flying squad is appointed to ensure fair and smooth conduct of examination.
- **Evaluation Committee:** The evaluation Supdt./Dy. Supdt. are also been appointed to supervise the process of evaluation at a designated evaluation center, vide notification issued on 21.11.2017 (Dec, 2017) and 10.04.2018 (May, 2018).
- **Open house:** The open house sessions had been conducted at the department level to show the evaluated answer sheets to the concerned students to establish the fare and transparent evaluation. The anomalies if any are corrected.
- **Result Preparation:**
 - i) Subsequent to the receipt of sessional and end semester marks from the faculty, final result is prepared by deploying an in-house developed software.



- ii) The result preparation comprises of two level rationalization/moderation. In the first constituent step, for any one programme, global average of marks of all courses involved is computed for theory papers only. Marks of all courses are rationalized with respect to this global average. This ensures that any deviation because of varying degrees of difficulty of question paper, if any, are smoothened. In the second level of moderation, frequency distribution of marks and grades is first worked out, then using the principle of relative grading, threshold levels of different grades are suitably modified, if needed. This is executed by a committee comprising respective Deans, COE and HODs.
- iii) After this the data is transmitted to another constituent automated unit for preparation of Grade Cards, transcript and degrees with photographs affixed.
- **Result Declaration:** The results for all the programmes have been declared as per procedure within stipulated time, vide notification issued on 06.01.2018 (Dec. 2017) & 18.06.2018 (May, 2018).
 - **Re-evaluation** had been provided to the students, vide notification issued on 19.02.2018 (Dec, 2017) and 30.07.2018 (May, 2018).
 - **Annual average of time taken to declare the results:** 12.35 days
 - **Result analysis (Degrees Awarded in May, 2018):**

DIVISION & PERCENTAGE (%)	NO. OF STUDENT (UG&PG)	Ph.D
FIRST WITH DISTINCTION (75 to 100) %	226	15
FIRST (60 to 74.99) %	772	7
SECOND (50 to 59.99) %	244	-
THIRD (40 to 49.99) %	6	-
Total=	1248	22

Detail of pass percentage programme wise is attached as Annexure-II(a)

Grievance Handling: Out of 5578 students, Total=38 Grievances (Re-evaluation=30 and General/Admit Card=8).

Grievance percentage =0.68%

- **Unfair Mean Cases:** Unfair Mean Cases: Total= 86, Penalty Awarded = 78, Warning=08.
- **Award management:** The Grade Cards, Transcripts and Degrees had been prepared and issued to the concerned students within the prescribed time period i.e. 30 days for Grade Card and 180 days for degree.

5. SUMMARY OF CONDUCT OF EXAMINATION

Number of Exams conducted.	61
Dates of conduct of exam.	Dec. 2017 - 28.11.2017 onwards May 2018 - 08.05.2018 onwards
Number of Candidates appeared.	Academic Year 2017-2018=5578
Number of Centres, Rooms established for the conduct.	Dec. 2017= 08 Centres and 54 rooms. May 2018= 08 Centres and 54 rooms.
Number of Superintendent, Deputy Superintendent and Clerk deployed to conduct the exam.	Dec. 2017= 04 May 2018= 09
Number of Question Paper Setters deployed.	Dec. 2017=2448 May 2018=2370
Number of Question Papers administered to the students.	Dec. 2017=1224 May 2018=1185



3/19

[Signature]

Date Sheet semester wise.	Dec. 2017 May 2018
Details of Flying Squad.	Dec. 2017= Chairman – 01, Members – 05 May 2018= Chairman – 01, Members – 06
Grievance Committee minutes.	All grievances concerning exams were solved / corrected.
Outcome of Grievance meetings.	Total number of Grievances received = 30 04(GEN) + 04 (ADMIT CARD)=08 Total Grievances= 38
Number of Degree, Grade sheet and Transcript prepared.	Academic Year 2017-2018 UG =987 PG =261 Ph. D=22 Degree=1248, Transcript=1248, Grade Card=13705

6. CONVOCATION:

1248 degrees of UG&PG programme and 22 degrees of Ph.D programme transcripts shall be awarded to the eligible students in the convocation. A total of 37 Medals and Awards shall also be given to the meritorious students and outstanding achievers of the University.

7. PERSPECTIVE PLANNING FOR NEXT ACADEMIC YEAR

The following reforms have been planned:

- Questions papers shall be designed while mapping questions with COs of the respective course.
- A proposal for assigning a confidential room for moderation of question papers has been submitted.
- Further, to enhance the security of Exam Branch, Installation of CCTV and Biometric entry for office and strong room is planned.
- To reduce the Grievance percentage.
- To incorporate the process of outcome attainment in EMS itself.
- Hall ticket generation through EMS only.



[Handwritten signature]

8. LIST OF Ph.D AWARDED DURING AY 2017-18

S.No	Name of Scholar	Faculty	Date of Award of Notification
1	K L Dhingra	FMS	07-07-2017
2	Deepak Dhadwal	FET	22-08-2017
3	Mohit Kumar	FET	07-09-2017
4	Rajdeep Beniwal	FMS	25-09-2017
5	Nupur Gosian	FMS	25-09-2017
6	Neha Raghav	FMS	25-09-2017
7	Sheetal Harjai	FMS	25-09-2017
8	Preeti Deswal	FMS	12-10-2017
9	Astha	FMeH	05-12-2017
10	Shashi Dhaliya	FET	27-12-2017
11	Vashudha	FET	30-12-2017
12	Richa Pandey	FET	30-12-2017
13	Meenakshi Khushu	FET	18-01-2018
14	Anupama Chadha	FET	23-01-2018
15	Ananna Bardhan	FET	06-02-2018
16	Neelam Dhingra	FMS	13-02-2018
17	Neeraj Malik	FET	22-02-2018
18	Jyoti Madan	FET	14-03-2018
19	Gunjan Gosai Oberio	FMeH	21-03-2018
20	Bindu	FET	01-05-2018
21	Bharti Nagpal	FMeH	01-05-2018
22	Shubha Parkash	FMeH	11-06-2018

9. IMPROVEMENT/REFORMS (MODERATION):

- Introduction of the Open House: where in End Semester Answer Sheets were shown to the concerned students and any anomaly in totaling or unmarked questions were raised in a prescribed format. Corrections were carried out by the concerned supdt (Eval) and revised award lists were sent to Examination branch.
- Improvement in the quality of Answer-Sheets: To circumvent use of unfair means, the Answer Sheets were stitched and colors of ink was changed from blue to red. Also supplementary sheets were discontinued.
- Introduction to new grading policy: New grading policy on 10 points scale was introduced.
- Revision of Examination Rules to make was carried out it more meaningful and comprehensive.
- Improvement in security features of degree certificate was carried out.
- Time taken to declare the result was maintained as an average of almost 12 days for this academic year also.
- Grievance percentage was reduced from 0.83% of previous academic year to 0.68% this academic year.
- In-house resulting software was modified to bring about the changes as per new grading scheme.
- Digitalization of continuous Internal Assessment /Sessional Results: Internal marks were put on i-cloud EMS and thus digitalized the continuous internal assessment results.



Programme wise Time taken to declare the result (AY 2017-2018)

Average number of days taken to declare the end semester examination results during AY 2017-2018 are 12.35 days.

Programme	Semester/ year	Last date of the end semester examination	Date of declaration of results of end semester examination	No. of days taken to declare result
B.Tech -Aeronautical Engineering	Odd Semester / 2017	05-Jan-18	18-Jan-18	13
B.Tech -Automobile Engineering	Odd Semester / 2017	05-Jan-18	18-Jan-18	13
B.Tech- Biotechnology	Odd Semester / 2017	05-Jan-18	18-Jan-18	13
B.Tech - Civil Engineering	Odd Semester / 2017	05-Jan-18	18-Jan-18	13
B.Tech - Computer Science & Engineering/ B.Tech-Computer Science and Engineering with specialization in Cloud Computing / B.Tech-Computer Science and Engineering with specialization in Business Analytics & Optimization /B.Tech-Computer Science and Engineering with specialization in Cyber Security & Forensics /B.Tech-Computer Science and Engineering with specialization in Graphics & Gaming	Odd Semester / 2017	05-Jan-18	18-Jan-18	13
B.Tech- Electronics and Communication Engineering	Odd Semester / 2017	05-Jan-18	18-Jan-18	13
B.Tech -Electrical and Electronics Engineering	Odd Semester / 2017	05-Jan-18	18-Jan-18	13
B.Tech- Mechanical Engineering	Odd Semester / 2017	05-Jan-18	18-Jan-18	13
M. Tech.-Electronics and Communication Engineering	Odd Semester / 2017	05-Jan-18	18-Jan-18	13
M. Tech.-Electrical Engineering with specialization in Power Systems and Electrical Drives	Odd Semester / 2017	05-Jan-18	18-Jan-18	13
M. Tech.-Computer Engineering/ Computer Engineering with specialization in Computer Networking	Odd Semester / 2017	05-Jan-18	18-Jan-18	13
M. Tech.-Civil Engineering with specialization in Structural Engineering/ Civil Engineering with specialization in Construction Management/Civil Engineering with specialization in Transportation Engg	Odd Semester / 2017	05-Jan-18	18-Jan-18	13



M. Tech.-Mechanical Engineering	Odd Semester / 2017	05-Jan-18	18-Jan-18	13
M. Tech.-Biotechnology	Odd Semester / 2017	05-Jan-18	18-Jan-18	13
M.Sc.-Biotechnology	Odd Semester / 2017	05-Jan-18	18-Jan-18	13
Bachelor of Physiotherapy	Odd Semester / 2017	27-Dec-17	06-Jan-18	10
B.Sc.-Nutrition & Dietetics	Odd Semester / 2017	27-Dec-17	08-Jan-18	12
Master of Physiotherapy	Odd Semester / 2017	27-Dec-17	08-Jan-18	12
M.Sc.-Nutrition & Dietetics	Odd Semester / 2017	27-Dec-17	08-Jan-18	12
Bachelor of Business Administration (Global) - International Business	Odd Semester / 2017	28-Dec-17	10-Jan-18	13
Bachelor of Business Administration-General	Odd Semester / 2017	28-Dec-17	10-Jan-18	13
Bachelor of Business Administration-Banking and Financial Markets	Odd Semester / 2017	28-Dec-17	10-Jan-18	13
B. Com (Hons.)	Odd Semester / 2017	28-Dec-17	10-Jan-18	13
B. Com (Hons.) Industry Integrated	Odd Semester / 2017	28-Dec-17	10-Jan-18	13
M. Com	Odd Semester / 2017	28-Dec-17	10-Jan-18	13
Bachelor of Computer Applications	Odd Semester / 2017	28-Dec-17	10-Jan-18	13
Master of Computer Applications	Odd Semester / 2017	28-Dec-17	10-Jan-18	13
B.Sc.-Information Technology	Odd Semester / 2017	28-Dec-17	10-Jan-18	13
Bachelor of Architecture (B.Arch.)	Odd Semester / 2017	30-12-2017	12-Jan-18	13
B.Sc.-Interior Design	Odd Semester / 2017	30-12-2017	12-Jan-18	13
B.A.-Journalism and Mass Communication	Odd Semester / 2017	28-Dec-17	10-Jan-18	13
M.A.-Journalism and Mass Communication	Odd Semester / 2017	28-Dec-17	10-Jan-18	13
B.A. (Hons)-English	Odd Semester / 2017	28-Dec-17	10-Jan-18	13
M.A.-English	Odd Semester / 2017	28-Dec-17	10-Jan-18	13
Master of Business Administration	Odd Semester / 2017	16-Jan-18	28-Jan-18	12
B.Sc.-Hospitality and Hotel Administration	Odd Semester / 2017	16-Jan-18	28-Jan-18	12
B.A.-Applied Psychology	Odd Semester / 2017	29-Dec-17	08-Jan-18	10
M.A.-Applied Psychology	Odd Semester / 2017	29-Dec-17	08-Jan-18	10
B.A. (Hons.) Economics	Odd Semester / 2017	29-Dec-17	08-Jan-18	10
B.Tech -Aeronautical Engineering	Even Semester / 2018	14-Jun-18	26-Jun-18	12
B.Tech -Automobile Engineering	Even Semester / 2018	14-Jun-18	26-Jun-18	12
B.Tech- Biotechnology	Even Semester / 2018	14-Jun-18	26-Jun-18	12
B.Tech - Civil Engineering	Even Semester / 2018	14-Jun-18	26-Jun-18	12



B.Tech - Computer Science & Engineering/ B.Tech-Computer Science and Engineering with specialization in Cloud Computing / B.Tech-Computer Science and Engineering with specialization in Business Analytics & Optimization /B.Tech-Computer Science and Engineering with specialization in Cyber Security & Forensics /B.Tech-Computer Science and Engineering with specialization in Graphics & Gaming	Even Semester / 2018	14-Jun-18	26-Jun-18	12
B.Tech- Electronics and Communication Engineering	Even Semester / 2018	14-Jun-18	26-Jun-18	12
B.Tech -Electrical and Electronics Engineering	Even Semester / 2018	14-Jun-18	26-Jun-18	12
B.Tech- Mechanical Engineering	Even Semester / 2018	14-Jun-18	26-Jun-18	12
M. Tech.-Electronics and Communication Engineering	Even Semester / 2018	14-Jun-18	26-Jun-18	12
M. Tech.-Electrical Engineering with specialization in Power Systems and Electrical Drives	Even Semester / 2018	14-Jun-18	26-Jun-18	12
M. Tech.-Computer Engineering/ Computer Engineering with specialization in Computer Networking	Even Semester / 2018	14-Jun-18	26-Jun-18	12
M. Tech.-Civil Engineering with specialization in Structural Engineering/ Civil Engineering with specialization in Construction Management/Civil Engineering with specialization in Transportation Engg	Even Semester / 2018	14-Jun-18	26-Jun-18	12
M. Tech.-Mechanical Engineering	Even Semester / 2018	14-Jun-18	26-Jun-18	12
M. Tech.-Biotechnology	Even Semester / 2018	14-Jun-18	26-Jun-18	12
M.Sc.-Biotechnology	Even Semester / 2018	14-Jun-18	26-Jun-18	12
Bachelor of Physiotherapy	Even Semester / 2018	08-Jun-18	21-Jun-18	13
B.Sc.-Nutrition & Dietetics	Even Semester / 2018	08-Jun-18	21-Jun-18	13
Master of Physiotherapy	Even Semester / 2018	08-Jun-18	21-Jun-18	13
M.Sc.-Nutrition & Dietetics	Even Semester / 2018	08-Jun-18	21-Jun-18	13
Bachelor of Business Administration (Global) - International Business	Even Semester / 2018	07-Jun-18	19-Jun-18	12
Bachelor of Business Administration-General	Even Semester / 2018	07-Jun-18	19-Jun-18	12
Bachelor of Business Administration-Banking and Financial Markets	Even Semester / 2018	07-Jun-18	19-Jun-18	12
B. Com (Hons.)	Even Semester / 2018	07-Jun-18	19-Jun-18	12



B. Com (Hons.) Industry Integrated	Even Semester / 2018	07-Jun-18	19-Jun-18	12
M. Com	Even Semester / 2018	07-Jun-18	19-Jun-18	12
Bachelor of Computer Applications	Even Semester / 2018	06-Jun-18	19-Jun-18	13
Master of Computer Applications	Even Semester / 2018	06-Jun-18	19-Jun-18	13
B.Sc.-Information Technology	Even Semester / 2018	06-Jun-18	19-Jun-18	13
Bachelor of Architecture (B.Arch.)	Even Semester / 2018	06-Jun-18	19-Jun-18	13
B.Sc.-Interior Design	Even Semester / 2018	06-Jun-18	19-Jun-18	13
B.A.-Journalism and Mass Communication	Even Semester / 2018	06-Jun-18	19-Jun-18	13
M.A.-Journalism and Mass Communication	Even Semester / 2018	06-Jun-18	19-Jun-18	13
B.A. (Hons)-English	Even Semester / 2018	06-Jun-18	19-Jun-18	13
M.A.-English	Even Semester / 2018	06-Jun-18	19-Jun-18	13
Master of Business Administration	Even Semester / 2018	11-Jun-18	22-Jun-18	11
B.Sc.-Hospitality and Hotel Administration	Even Semester / 2018	11-Jun-18	22-Jun-18	11
B.A.-Applied Psychology	Even Semester / 2018	06-Jun-18	18-Jun-18	12
M.A.-Applied Psychology	Even Semester / 2018	06-Jun-18	18-Jun-18	12
B.A. (Hons.) Economics	Even Semester / 2018	06-Jun-18	18-Jun-18	12



Handwritten signature

Programme wise Pass percentage (AY 2017-2018)

Programme Name	Programme Specialization	Programme Code	Number of students appeared in the final year Examination	Number of students passed in final year Examination	Pass Percentage
B. Tech	Aeronautical Engineering	BAEE-001	14	10	71.43
B. Tech	Automobile Engineering	BAUE-002	22	15	68.18
B. Tech	Biotechnology	BBIT-003	24	18	75
B. Tech	Civil Engineering	BCIE-004	139	105	75.54
B. Tech	Computer Science and Engineering	BCSE-005	117	85	72.65
B. Tech	Cloud Computing	BCCC-006	97	75	77.32
B. Tech	Electronics and Communication Engineering	BECE-010	56	46	82.14
B. Tech	Electrical and Electronics Engineering	BEPO-012	20	16	80
B. Tech	Mechanical Engineering	BMEE-013	175	137	78.29
B. Tech	Mechanical Engineering (Industry Integrated)	BMIE-014	11	10	90.91
BPT	Bachelor of Physiotherapy	BPTH-301	50	47	94
B.Sc.	Nutrition and Dietetics	BSND-302	39	33	84.62
BBA	General	BBAG-701	128	93	72.66
BBA	Banking & Financial Markets	BBFM-702	22	18	81.82
BBA	International Business	BGIB-703	55	33	60
B.Com. (Hons)	Bachelor of Commerce	BCOM-704	71	51	71.83
B.Com. (Hons)	Industry Integrated	BCOI-705	38	31	81.58
BCA	Bachelor of Computer Application	BCOA-401	71	47	66.20
B.A.	Journalism and Mass Communication	BAJM-501	69	47	68.12
B.A. (Hons)	English	BENG-502	30	24	80.00
B.Sc.	Interior Design	BSID-601	14	10	71.43
B.Sc.	Information Technology	BSIT-402	16	10	62.50
B.Sc.	Hospitality and Hotel Administration	BHHA-201	48	26	54.17
M.Sc.	Biotechnology	MSBT-081	19	18	94.74
M.Sc.	Nutrition and Dietetics	MSND-321	36	36	100
M.A.	Applied Psychology	MPSY-821	11	11	100
M.A.	English	MENG-522	17	17	100
M.A.	Journalism and Mass Communication	MAJM-521	5	4	80
M. TECH.	Biotechnology	MBIT-051	4	4	100



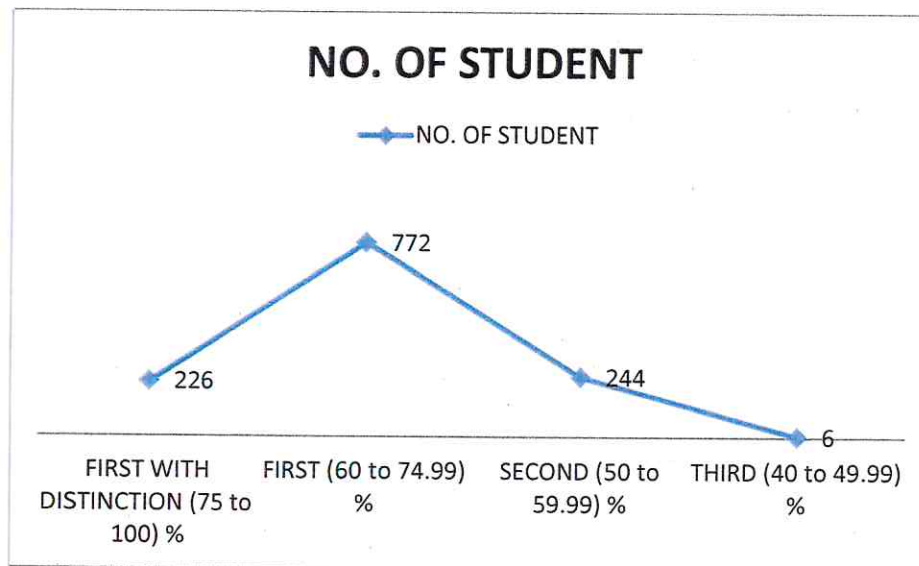
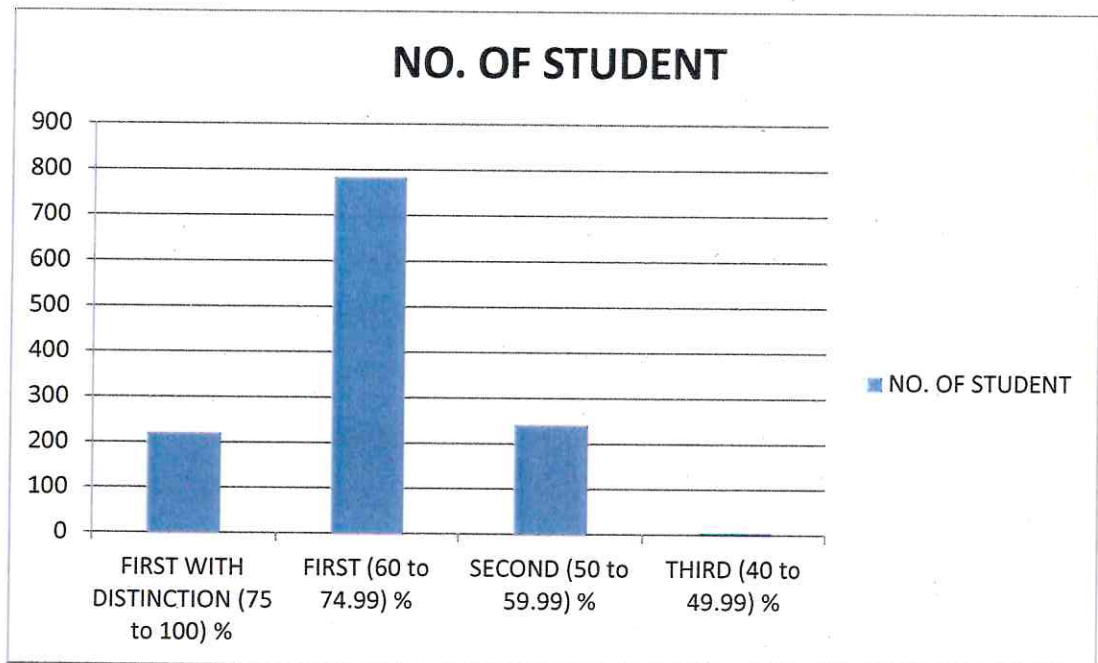
M. TECH.	Civil Engineering with specialization in Construction Engineering	MCCM-059	8	7	87.5
M. TECH.	Civil Engineering with specialization in Transportation Engineering	MCTE-060	4	3	75
M. TECH.	Civil Engineering with specialization in Structural Engineering	MCSE-058	9	7	77.78
M. TECH.	Mechanical Engineering with specialization in Industry Engineering	MMIE-057	8	5	62.5
M. TECH.	Computer Engineering with specialization in Computer Networking	MCON-053	3	3	100
MPT	Master of physiotherapy	MPTS-322	9	9	100
MCA	Master of Computer Application	MCAN-421	55	47	85.45
MBA	Master of Business Administration	MBAD-221	99	80	80.81
M.Com	Master of Commerce	MCOM-721	10	10	100



[Handwritten signature]

RESULT ANALYSIS (2017-18) (Final Year)

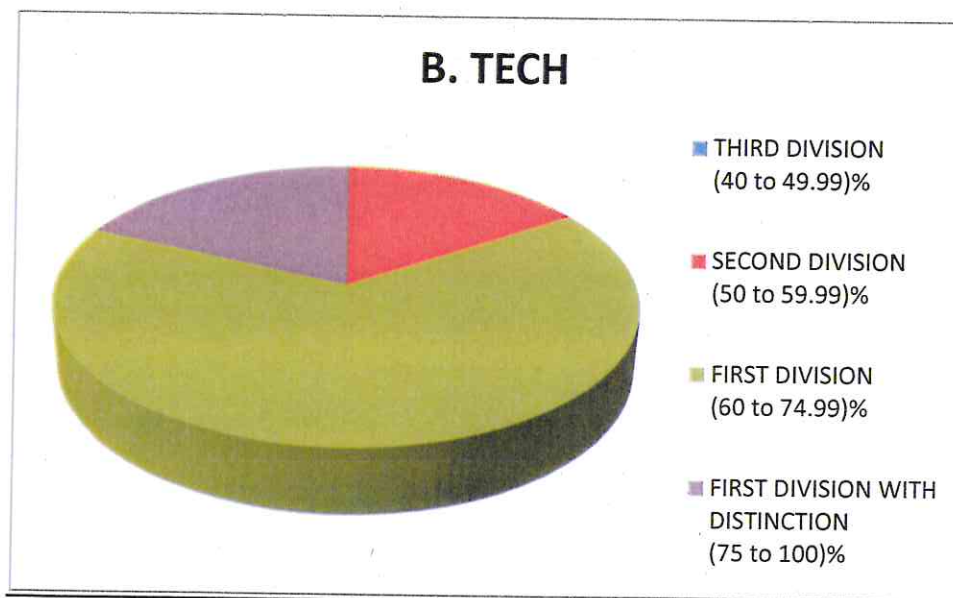
DIVISION & PERCENTAGE (%)	NO. OF STUDENT
FIRST WITH DISTINCTION (75 to 100) %	226
FIRST (60 to 74.99) %	772
SECOND (50 to 59.99) %	244
THIRD (40 to 49.99) %	6
Total	1248



Result Analysis faculty wise 2017-18

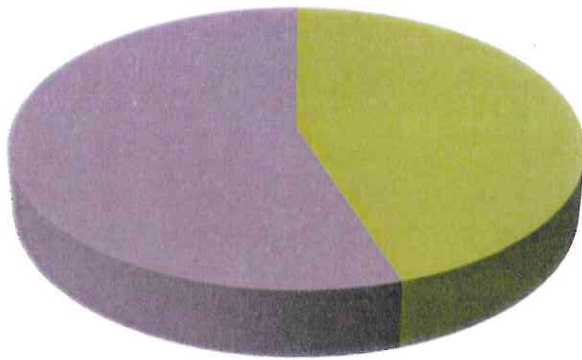
FACULTY	PROGRAMME	THIRD (40 to 49.99)	SECOND (50 to 59.99)	FIRST (60 to 74.99)	FIRST WITH DISTINCTION (75 to 100)
FET	B. TECH	0	85	337	94
	M. TECH	0	0	13	16
	M. Sc.	0	0	4	15
FAHS	B. Sc./BPT	0	17	42	21
	M. Sc./MPT	0	0	34	11
FCA	MCA	0	2	41	4
	B. Sc. IT/BCA	0	12	33	12
FCBS	BBA/B.COM.	0	62	134	30
	M.COM.	0	0	6	4
FBSS	PSY	0	0	2	9
FMeH	JMC/BA-ENG	6	40	24	1
	MJMC/MA-ENG	0	8	10	3
FAD	B.Sc. ID	0	0	6	4
FMS	B.Sc. HM	0	6	20	0
	MBA	0	12	66	2
	Total	6	244	772	226

Result Analysis Chart Course wise 2017-18



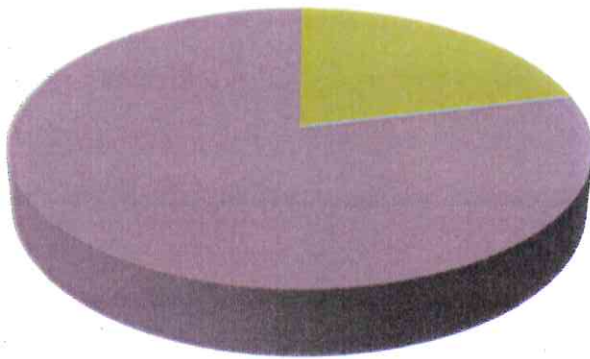
[Signature] 13/19

M. TECH



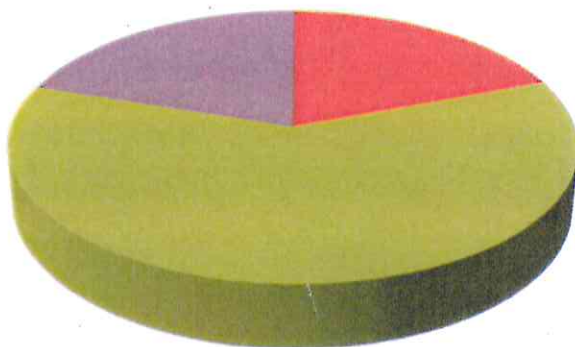
- THIRD DIVISION
(40 to 49.99)%
- SECOND DIVISION
(50 to 59.99)%
- FIRST DIVISION
(60 to 74.99)%
- FIRST DIVISION WITH DISTINCTION
(75 to 100)%

M. Sc.



- THIRD DIVISION
(40 to 49.99)%
- SECOND DIVISION
(50 to 59.99)%
- FIRST DIVISION
(60 to 74.99)%
- FIRST DIVISION WITH DISTINCTION
(75 to 100)%

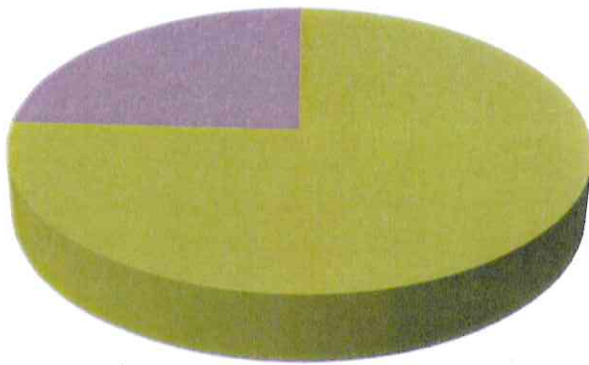
B. Sc./BPT



- THIRD DIVISION
(40 to 49.99)%
- SECOND DIVISION
(50 to 59.99)%
- FIRST DIVISION
(60 to 74.99)%
- FIRST DIVISION WITH DISTINCTION
(75 to 100)%

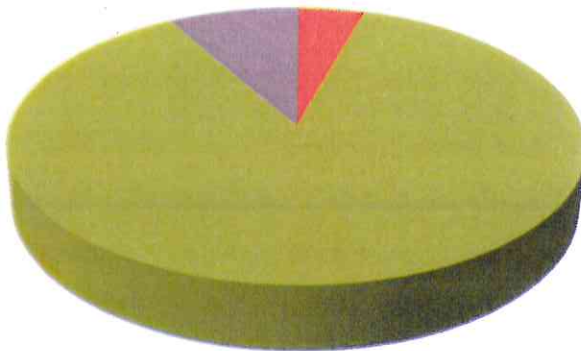


M. Sc./MPT



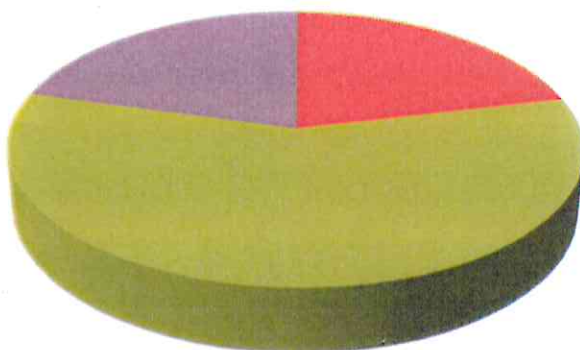
- THIRD DIVISION
(40 to 49.99)%
- SECOND DIVISION
(50 to 59.99)%
- FIRST DIVISION
(60 to 74.99)%
- FIRST DIVISION WITH DISTINCTION
(75 to 100)%

MCA



- THIRD DIVISION
(40 to 49.99)%
- SECOND DIVISION
(50 to 59.99)%
- FIRST DIVISION
(60 to 74.99)%
- FIRST DIVISION WITH DISTINCTION
(75 to 100)%

B. Sc. IT/BCA

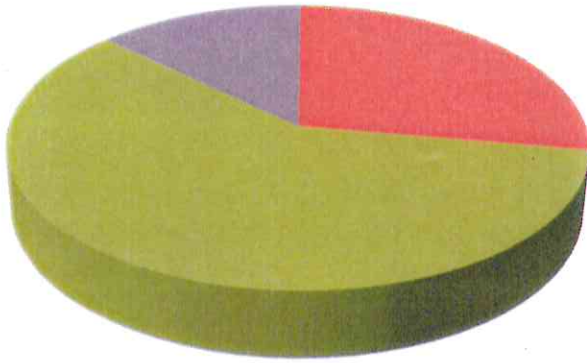


- THIRD DIVISION
(40 to 49.99)%
- SECOND DIVISION
(50 to 59.99)%
- FIRST DIVISION
(60 to 74.99)%
- FIRST DIVISION WITH DISTINCTION
(75 to 100)%



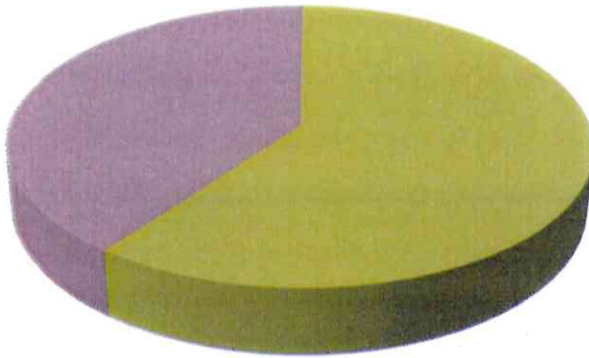
A handwritten signature in blue ink.

BBA/B.COM.



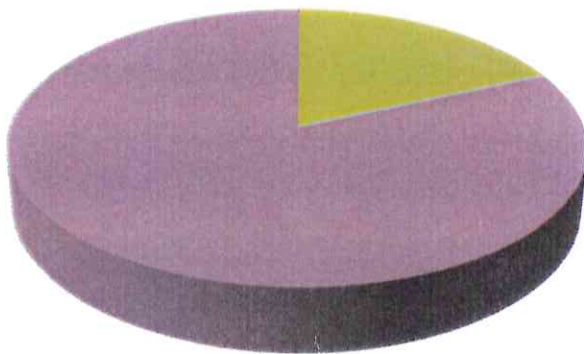
- THIRD DIVISION
(40 to 49.99)%
- SECOND DIVISION
(50 to 59.99)%
- FIRST DIVISION
(60 to 74.99)%
- FIRST DIVISION WITH
DISTINCTION
(75 to 100)%

M.COM.



- THIRD DIVISION
(40 to 49.99)%
- SECOND DIVISION
(50 to 59.99)%
- FIRST DIVISION
(60 to 74.99)%
- FIRST DIVISION WITH
DISTINCTION
(75 to 100)%

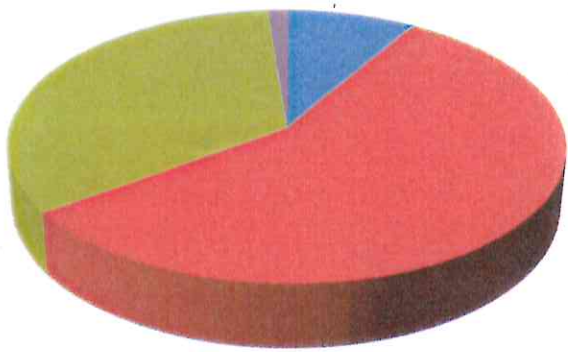
PSYCHOLOGY



- THIRD DIVISION
(40 to 49.99)%
- SECOND DIVISION
(50 to 59.99)%
- FIRST DIVISION
(60 to 74.99)%
- FIRST DIVISION WITH
DISTINCTION
(75 to 100)%

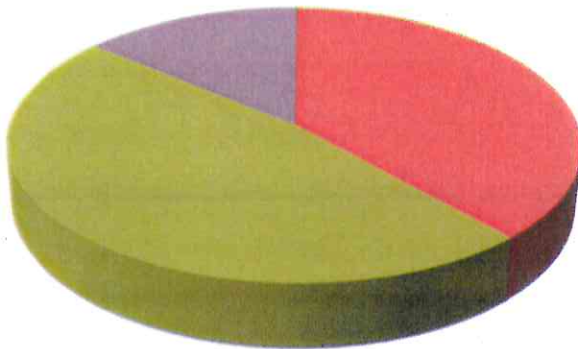


JMC/BA-ENG



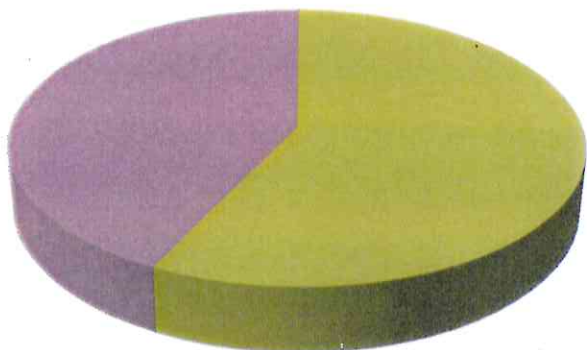
- THIRD DIVISION
(40 to 49.99)%
- SECOND DIVISION
(50 to 59.99)%
- FIRST DIVISION
(60 to 74.99)%
- FIRST DIVISION WITH
DISTINCTION
(75 to 100)%

MJMC/MA-ENG



- THIRD DIVISION
(40 to 49.99)%
- SECOND DIVISION
(50 to 59.99)%
- FIRST DIVISION
(60 to 74.99)%
- FIRST DIVISION WITH
DISTINCTION
(75 to 100)%

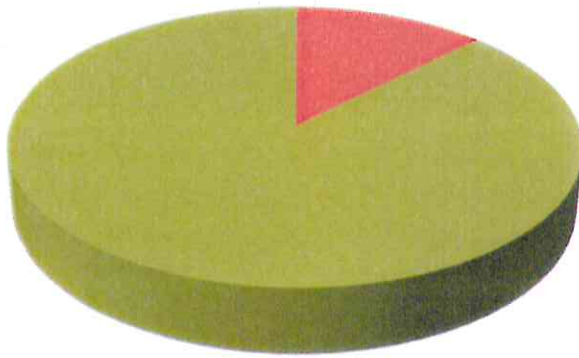
B.Sc. ID



- THIRD DIVISION
(40 to 49.99)%
- SECOND DIVISION
(50 to 59.99)%
- FIRST DIVISION
(60 to 74.99)%
- FIRST DIVISION WITH
DISTINCTION
(75 to 100)%

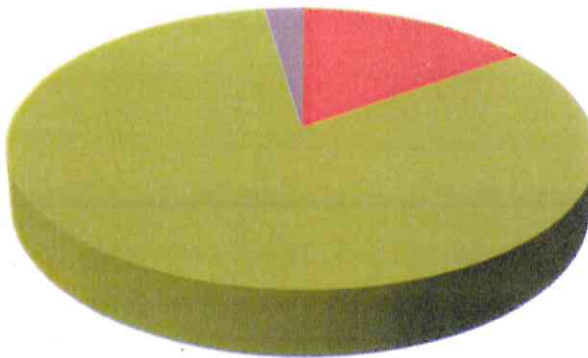


B.Sc. HM



- THIRD DIVISION
(40 to 49.99)%
- SECOND DIVISION
(50 to 59.99)%
- FIRST DIVISION
(60 to 74.99)%
- FIRST DIVISION WITH DISTINCTION
(75 to 100)%

MBA



- THIRD DIVISION
(40 to 49.99)%
- SECOND DIVISION
(50 to 59.99)%
- FIRST DIVISION
(60 to 74.99)%
- FIRST DIVISION WITH DISTINCTION
(75 to 100)%




A handwritten signature in blue ink.

Details of Re-Evaluation

(DEC 2017-MAY 2018)

General/Admit Card	Re-Evaluation	Total Number of complaints or grievances about evaluation*	Total number of students appeared in the examination	Percentage
AY 2017-18				
08	30	38	5578	0.68




N. K. SHARMA
Ex. Controller of Examinations
Manav Rachna International Institute
of Research & Studies
(Deemed to be University)
FARIDABAD