



## **MANAV RACHNA INTERNATIONAL INSTITUTE OF RESEARCH AND STUDIES**

(Deemed to be University under Section 3 of the UGC Act, 1956)

MRIIRS Aravali Campus: Sector-43, Delhi Surajkund Road, Faridabad, Phone: +91-129-4198100 (30 lines)

### **Annual Report of Controller of Examination for the AY 2018-19**

  
Registrar



**MANAV RACHNA INTERNATIONAL  
INSTITUTE OF RESEARCH AND STUDIES**

(Deemed to be University under section 3 of the UGC Act, 1956)

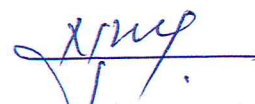
"NAAC ACCREDITED 'A' GRADE INSTITUTION"

**ANNUAL REPORT**

**CONTROLLER OF EXAMINATION**

**AY-2018-2019**



  
N. K. SHARMA  
Controller of Examinations  
Manav Rachna International Institute  
of Research & Studies  
(Deemed to be University)  
FARIDABAD

## Contents

S. No.	Particulars	Page No.
1.	Introduction	1
2.	Organization Structure of the Examination Branch	1
3.	Examination Calendar	2
4.	Conduct of End Semester Exams	2
5.	Summary of Conduct of Examination	4
6.	Convocation	4
7.	Perspective Planning for Next Academic Year	4
8.	List of Ph. D Awarded during AY 2018-19	5
9.	Improvement/Reforms(moderation)	5
10.	Annexure-I Programme wise Time taken to declare the result. (AY 2018-19)	6-8
11.	Annexure-II(a) Pass percentage	9-10
12.	Annexure-II(b) Result Analysis faculty wise 2018-19 (AY 2018-19)	11-18
13.	Details of Re-Evaluation DEC 2018 and MAY 19	19



*Handwritten signature*

## 1. INTRODUCTION

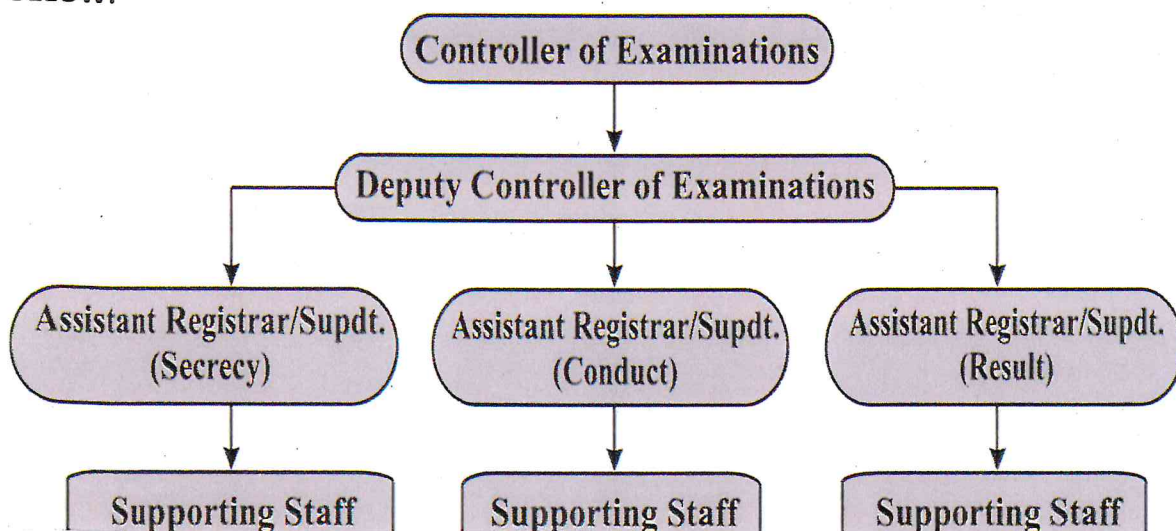
Examination function in the education system of a Higher Education Institute holds a pivotal position. It's the much avowed objective of any HEI to ensure that the students during the tenure of their education acquire the Graduate Attributes (GAs), Programme outcomes (POs), Programme Educational Objectives (PEOs), Programme Specific outcomes (PSOs) and Course outcomes (COs) of different courses. These outcomes have to be suitably aligned and measured in an Outcome Based Education. Evaluation through examinations- both formative and summative provides the necessary prime mover to accomplish this all- important task. Therefore a sound, robust, transparent and technology-enabled examination system with high reliability and fidelity has to be a *sine quo non* in an HEI for it to prosper and inspire confidence in its stakeholders.

Adhering to the above, MRIIRS have in place a time-tested examination system in place which has incorporated the aforesaid basic tenets. We continuously continue to hold consultative meetings for ushering in reforms to bring about accretion to efficacy and integrity of our examination system. Technology and various psychometric techniques are leveraged to enhance the quality level of the system.

## 2. ORGANIZATION STRUCTURE OF THE EXAMINATION BRANCH

The operations of the Examination Branch are granularized into three broad areas: Conduct, Result and Award Management. Each one of these verticals is looked after by a dedicated Deputy Superintendent / Superintendent. All functions germane to question paper settings are included in the Conduct vertical. Result and Award Management are the other two verticals. These functionaries report to Dy. COE and COE. PVC of the University guides and oversees the Branch with COE at the helm of affairs. As of now, all the functionaries are very well experienced with an average tenure of over 6 years at this University.

THE PROPOSED ORGANIZATION STRUCTURE OF THE EXAMINATION BRANCH IS DEPICTED BELOW:



*[Signature]*



### **3. EXAMINATION CALENDAR/SCHEDULE**

#### **END SEMESTER DEC. 2018**

##### **PLANNED ACTIVITIES**

##### **DATE**

- |   |            |
|---|------------|
| 1. Invite for panel of Question Paper setters | 04.08.2018 |
| 2. Notification for Date sheet                | 24.11.2018 |
| 3. Notification for proposed Date Sheet       | 26.10.2018 |
| 4. IOM for Conduct of Examination             | 22.11.2018 |
| 5. Notification for Result declaration        | 23.01.2019 |

#### **END SEMESTER MAY 2019**

##### **PLANNED ACTIVITIES**

##### **DATE**

- |  |            |
|--|------------|
| 1. Invite for panel of Question Paper setters  | 15.02.2019 |
| 2. Notification for Date sheet                 | 15.04.2019 |
| 3. IOM of Conduct of Examination               | 11.04.2019 |
| 4. Notification for Result declaration         | 07.06.2019 |
| 5. Notification for Re-Evaluation (Open House) | 27.02.2019 |
| 6. Convocation                                 | 07.12.2019 |

### **4. CONDUCT OF END SEMESTER EXAMS (DEC, 2018 AND MAY 2019):**

- During the 2018-2019 academic year 84 examinations for Undergraduate, Postgraduate & Ph. D programs were conducted.
- The examinations of Mid Term Examinations (MTE) and End-Term Examinations (ETE) have been conducted as per Academic Calendar, notified by the Dean-Academics.
- End Semester Exams of Dec 2018 were conducted from 03.12.2018 and Exams of May 2019 were conducted from 14.05.2019 as per respective date sheets.
- The date sheet for each programme had been notified well in advance and circulated to all Dean(s)/Websites/Notice Boards of the University.
- **Confidential work:** The panel of question paper setters duly approved by BOS had been invited from the respective departments, selection of the paper setters was done, 1116 numbers of offer letters were sent. After receipt of question papers, the Moderation committee did moderation of the question papers. The selected question papers were printed & packed in the designated sealed cover envelopes. The sealed envelopes were dispatched at the examination center half an hour before, on each day of examination.
- **Conduct Committee:** The examination Supdt./Dy. Supdt. had been appointed to conduct the examinations at designated examination centers, vide notification dated on 14.11.2018 (Dec. 2018) and dated 11.04.2019 (May 2019).
- **Flying Squad:** To prevent the Unfair Means Practices during the examinations, flying squad had been appointed to ensure the fair and smooth conduct of examinations.
- **Evaluation Committee:** The evaluation Supdt./Dy. Supdt. had been appointed to supervise the process of evaluation at the designated evaluation center, vide notification dated on 22.11.2018 (Dec. 2018 and dated 11.04.2019 (May 2019).
- **Open House:** The Open House sessions had been conducted at the department level to show the evaluated answer sheets to the concerned students to establish the fair and transparent evaluation. The anomalies if any were corrected. Notification for conducting the Open House is attached.
- **Result Preparation:**
  - i) Subsequent to the receipt of sessional and end semester marks from the faculty, final results were prepared by deploying an in-house developed software.
  - ii) The result preparation comprises of two level rationalization/moderation. In the first constituent step, for any one programme global overage of marks of all courses involved was



computed for theory papers only. Marks of all courses were rationalized with respect to this global overage. This ensures that any deviation because of varying degrees of difficulty of the question paper, if any, are smoothened. In the second level of moderation, frequency distribution of marks and grades was first worked out, then using the principle of relative grading, threshold levels of different grades were suitably modified, if needed. This entire process was executed by a committee comprising: respective Deans, COE and HODs.

iii) After this the data was transmitted to another constituent automated unit for preparation of Grade Cards, transcript and degrees with security features and photographs affixed.

- **Result Declaration:** The results for all the programmes had been declared as per procedure within stipulated time, vide notification issued on 23.01.2019 (Dec. 2018) & 07.06.2019 (May, 2019).
- **Re-evaluation** had been provided to the students, vide notification issued on 13.02.2019 (Dec.2018).
- **Annual average time taken to declare the results:** 12.42 days.

• **Result analysis (Degrees Awarded in May, 2019):**

DIVISION & PERCENTAGE (%)	SGPA	NO. OF STUDENT (UG/PG)	Ph.D
FIRST WITH DISTINCTION (75 to 100)%	7.5 to	290	10
FIRST (60 to 74.99)%	6.0 to	856	7
SECOND (50 to 59.99)%	5.0 to	416	-
THIRD (40 to 49.99)%	4.0 to	6	-
<b>Total=</b>		<b>1568</b>	<b>17</b>

Detail of pass percentage programme wise is attached as Annexure-II(a)

**Grievance Handling:** Out of 5265 students, Total=21 Grievances (Re-evaluation=15 and General/Admit Card=06).

**Grievance percentage =0.40%**

- **Unfair Mean Cases:** Total- 49, Penalty Awarded- 47, Warning-02.
- **Award management:** The Grade Cards, Transcripts and Degrees had been prepared and issued to the concerned students within the prescribed time period i.e. 30 days for Grade Card and 180 days for degree.
- **Convocation:** Convocation was held on 07.12.2019 in which 1568 degrees of UG&PG programme and 17 Ph.D degrees programme alongwith transcripts were awarded to the eligible students.



*Handwritten signature*



## 5. SUMMARY OF CONDUCT OF EXAMINATION

Number of Exams conducted.	62
Dates of conduct of exam.	Dec. 2018 – From 03.12.2018 onwards May 2019 – From 14.05.2019 onwards
Number of Candidates appeared.	Academic Year 2018-2019=5265
Number of Centres, Rooms established for the conduct.	Dec. 2018=08 Centres and 57 rooms. May 2019=08 Centres and 57 rooms
Number of Superintendant, Deputy Superintendant and Clerk deployed to conduct the exam.	Dec. 2018=09 May 2019=06
Number of Question Paper Setters deployed.	Dec. 2018=2768 May 2019=2286
Number of Question Papers administered to the students.	Dec. 2018=1384 May 2019=1143
Date Sheet semester wise.	Dec. 2018 May 2019
Details of Flying Squad/Exam in-charge.	Dec. 2018=Chairman – 01, Members – 06 May 2019=Chairman – 01, Members – 06
Grievance Committee minutes.	All grievances concerning exams were solved / corrected.
Outcome of Grievance meetings.	Number of Grievances received = 15  <b>Other:</b> 05 (GEN) + 01 (ADMIT CARD) =06 <b>Total Grievances=21</b>
Number of Degree, Grade sheet and Transcript prepared.	Academic Year 2018-2019 UG =1302. PG= 266. Ph. D= 17. Degree=1568, Transcript=1568, Grade Card=16512.

## 6. CONVOCATION:

Convocation was held on 07.12.2019 in which 1568 degrees of UG&PG programme and 17 degrees of Ph.D programme alongwith transcripts were awarded to the eligible students. A total of 38 Medals and Awards were also given to the meritorious students and outstanding achievers of the University.

## 7. PERSPECTIVE PLANNING FOR NEXT ACADEMIC YEAR

The following reforms have been planned:

- Process initiation for ISO9001:2015 certification.
- Filling of Re-appear forms through EMS.
- Process of online verification of marked answer sheets by the students to be incorporated via EMS so that open house can be conducted in online manner.



*[Signature]*  
4/19

## 8. LIST OF Ph. D AWARDED DURING AY 2018-19

S. No	Name of Scholar	Faculty	Date of Award of Notification
1	Shikha Goel	FET	17-07-2018
2	Suraj Kumar Ahuja	FMS	02-08-2018
3	Vinod Kumar	FET	10-08-2018
4	Pratima Manhas	FET	26-09-2018
5	Shyam Kumar Karna	FET	15-10-2018
6	Indu Maheshwari	FET	12-11-2018
7	Manju Mam	FET	14-11-2018
8	Manoj Gupta	FMS	14-11-2018
9	Gori Shankar Tengenkai	FBSS	14-11-2018
10	Amita Yadav	FET	28-12-2018
11	Savita Sindhu	FET	29-01-2019
12	Sandhya	FET	29-01-2019
13	Deepti Sadana	FET	02-03-2019
14	Pooja Chugh	FAS	07-03-2019
15	Shhalini Grover	FAS	07-03-2019
16	Gurjeet Kaur Chawla	FAS	24-05-2019
17	Bindya Bhatia	FET	07-06-2019

## 9. IMPROVEMENT/REFORMS(MODERATION):

- Improvement in the quality of question papers was done by introduction of the Bloom's Taxonomy and mapping of COs in the format of question paper.
- Improvement in the design of transcript was done by making it compact on a single sheet/page.
- Improvement in the Infrastructure by creating a confidential room for moderation of question papers was done.
- Improvement in the infrastructure to improve the security of Exam Branch by Installation of CCTV and Biometric entry for office and strong room was done.
- Time taken to declare the result was maintained on the average of 12 days.
- Grievance percentage was reduced from 0.68% of the previous academic year to 0.40% this academic year, thereby corroborating the improving efficacy of our system.
- The degrees and transcripts were uploaded at National Academic Depository (NAD).
- Digitalization of Results: Examination marks were put on EMS.
- Admit cards were put on EMS.
- Process of attainment of outcomes was fully incorporated on EMS.



*[Handwritten signature]*



## Annexure-I

### Programme wise Time taken to declare the result (AY 2018-2019)

Average number of days taken to declare the end semester examination results during AY 2018-2019 are 12.42 days.

Programme Name	Semester/ year	Last date of the last semester-end/ year- end examination	Date of declaration of results of semester-end examination	No. of days for result declaration
B.Tech-Aeronautical Engineering	Odd Semester / 2018	11-Jan-2019	24-Jan-2019	13
B.Tech-Automobile Engineering	Odd Semester / 2018	11-Jan-2019	24-Jan-2019	13
B.Tech-Biotechnology	Odd Semester / 2018	11-Jan-2019	24-Jan-2019	13
B.Tech-Civil Engineering	Odd Semester / 2018	11-Jan-2019	24-Jan-2019	13
B.Tech-Computer Science and Engineering	Odd Semester / 2018	11-Jan-2019	24-Jan-2019	13
B.Tech-Electronics and Communication Engineering	Odd Semester / 2018	11-Jan-2019	24-Jan-2019	13
B.Tech-Electrical and Electronics Engineering	Odd Semester / 2018	11-Jan-2019	24-Jan-2019	13
B.Tech-Mechanical Engineering	Odd Semester / 2018	11-Jan-2019	24-Jan-2019	13
M.Tech-Electronics and Communication Engineering	Odd Semester / 2018	11-Jan-2019	24-Jan-2019	13
M.Tech-Power Electronics and Electrical Drives	Odd Semester / 2018	11-Jan-2019	24-Jan-2019	13
M.Tech-Computer Engineering and Networking	Odd Semester / 2018	11-Jan-2019	24-Jan-2019	13
M.Tech-Civil Engineering	Odd Semester / 2018	11-Jan-2019	24-Jan-2019	13
M.Tech-Mechanical Engineering	Odd Semester / 2018	11-Jan-2019	24-Jan-2019	13
M.Tech-Biotechnology	Odd Semester / 2018	11-Jan-2019	24-Jan-2019	13
M.Sc.-Biotechnology	Odd Semester / 2018	11-Jan-2019	24-Jan-2019	13
Bachelor of Physiotherapy	Odd Semester / 2018	11-Jan-2019	23-Jan-2019	12
B. Sc.-Nutrition & Dietetics	Odd Semester / 2018	11-Jan-2019	23-Jan-2019	12
Master of Physiotherapy	Odd Semester / 2018	11-Jan-2019	23-Jan-2019	12
M.Sc.-Nutrition & Dietetics	Odd Semester / 2018	11-Jan-2019	23-Jan-2019	12
Bachelor of Business Administration (Global) - International Business	Odd Semester / 2018	10-Jan-2019	23-Jan-2019	13
Bachelor of Business Administration-General	Odd Semester / 2018	10-Jan-2019	23-Jan-2019	13
Bachelor of Business Administration-Banking and Financial Markets	Odd Semester / 2018	10-Jan-2019	23-Jan-2019	13
B.Com (Hons)	Odd Semester / 2018	10-Jan-2019	23-Jan-2019	13



*[Handwritten Signature]*

B. Com (Hons.) Industry Integrated	Odd Semester / 2018	10-Jan-2019	23-Jan-2019	13
Bachelor of Computer Applications	Odd Semester / 2018	14-Jan-2019	27-Jan-2019	13
Master of Computer Applications	Odd Semester / 2018	14-Jan-2019	27-Jan-2019	13
B.Sc.-Information Technology	Odd Semester / 2018	14-Jan-2019	27-Jan-2019	13
Bachelor of Architecture (B. Arch.)	Odd Semester / 2018	15-Jan-2019	28-Jan-2019	13
B.Sc.-Interior Design	Odd Semester / 2018	15-Jan-2019	28-Jan-2019	13
B.A.-Journalism and Mass Communication	Odd Semester / 2018	17-Jan-2019	30-Jan-2019	13
M.A.-Journalism and Mass Communication	Odd Semester / 2018	17-Jan-2019	30-Jan-2019	13
B.A. (Hons)-English	Odd Semester / 2018	17-Jan-2019	30-Jan-2019	13
M.A.-English	Odd Semester / 2018	17-Jan-2019	30-Jan-2019	13
PG Diploma in Advertising & Public Relations	Odd Semester / 2018	17-Jan-2019	30-Jan-2019	13
Master of Business Administration	Odd Semester / 2018	11-Jan-2019	24-Jan-2019	13
B.Sc.-Hospitality and Hotel Administration	Odd Semester / 2018	11-Jan-2019	24-Jan-2019	13
B.A. (Hons) -Applied Psychology	Odd Semester / 2018	11-Jan-2019	24-Jan-2019	13
M.A.-Applied Psychology	Odd Semester / 2018	11-Jan-2019	24-Jan-2019	13
B.A.-Liberal Arts	Odd Semester / 2018	11-Jan-2019	24-Jan-2019	13
MSW- Master of Social Work	Odd Semester / 2018	11-Jan-2019	24-Jan-2019	13
B.A. (Hons)-Economics	Odd Semester / 2018	11-Jan-2019	24-Jan-2019	13
B.Sc.-Data Science	Odd Semester / 2018	11-Jan-2019	24-Jan-2019	13
Bachelor of Visual Arts	Odd Semester / 2018	17-Jan-2019	30-Jan-2019	13
B.Tech-Aeronautical Engineering	Even Semester / 2019	08-Jun-2019	21-Jun-2019	13
B.Tech-Automobile Engineering	Even Semester / 2019	08-Jun-2019	21-Jun-2019	13
B.Tech-Biotechnology	Even Semester / 2019	08-Jun-2019	21-Jun-2019	13
B.Tech-Civil Engineering	Even Semester / 2019	08-Jun-2019	21-Jun-2019	13
B.Tech-Computer Science and Engineering	Even Semester / 2019	08-Jun-2019	21-Jun-2019	13
B.Tech-Electronics and Communication Engineering	Even Semester / 2019	08-Jun-2019	21-Jun-2019	13
B.Tech-Electrical and Electronics Engineering	Even Semester / 2019	08-Jun-2019	21-Jun-2019	13
B.Tech-Mechanical Engineering	Even Semester / 2019	08-Jun-2019	21-Jun-2019	13
M.Tech-Electronics and Communication Engineering	Even Semester / 2019	08-Jun-2019	21-Jun-2019	13
M.Tech-Power Electronics and Electrical Drives	Even Semester / 2019	08-Jun-2019	21-Jun-2019	13
M.Tech-Computer Engineering and Networking	Even Semester / 2019	08-Jun-2019	21-Jun-2019	13



*[Signature]* 7/19



M.Tech-Civil Engineering	Even Semester / 2019	08-Jun-2019	21-Jun-2019	13
M.Tech-Mechanical Engineering	Even Semester / 2019	08-Jun-2019	21-Jun-2019	13
M.Tech-Biotechnology	Even Semester / 2019	08-Jun-2019	21-Jun-2019	13
M.Sc.-Biotechnology	Even Semester / 2019	08-Jun-2019	21-Jun-2019	13
Bachelor of Physiotherapy	Even Semester / 2019	31-May-2019	11-Jun-2019	11
B. Sc.-Nutrition & Dietetics	Even Semester / 2019	31-May-2019	11-Jun-2019	11
Master of Physiotherapy	Even Semester / 2019	31-May-2019	11-Jun-2019	11
M.Sc.-Nutrition & Dietetics	Even Semester / 2019	31-May-2019	11-Jun-2019	11
Bachelor of Business Administration (Global) - International Business	Even Semester / 2019	30-May-2019	10-Jun-2019	11
Bachelor of Business Administration-General	Even Semester / 2019	30-May-2019	10-Jun-2019	11
Bachelor of Business Administration-Banking and Financial Markets	Even Semester / 2019	30-May-2019	10-Jun-2019	11
B.Com (Hons)	Even Semester / 2019	30-May-2019	10-Jun-2019	11
B. Com (Hons.) Industry Integrated	Even Semester / 2019	30-May-2019	10-Jun-2019	11
Bachelor of Computer Applications	Even Semester / 2019	30-May-2019	10-Jun-2019	11
Master of Computer Applications	Even Semester / 2019	30-May-2019	10-Jun-2019	11
B.Sc.-Information Technology	Even Semester / 2019	30-May-2019	10-Jun-2019	11
Bachelor of Architecture (B. Arch.)	Even Semester / 2019	25-May-2019	07-Jun-2019	13
B.Sc.-Interior Design	Even Semester / 2019	25-May-2019	07-Jun-2019	13
B.A.-Journalism and Mass Communication	Even Semester / 2019	30-May-2019	12-Jun-2019	13
M.A.-Journalism and Mass Communication	Even Semester / 2019	30-May-2019	12-Jun-2019	13
B.A. (Hons)-English	Even Semester / 2019	30-May-2019	12-Jun-2019	13
M.A.-English	Even Semester / 2019	30-May-2019	12-Jun-2019	13
PG Diploma in Advertising & Public Relations	Even Semester / 2019	30-May-2019	12-Jun-2019	13
Master of Business Administration	Even Semester / 2019	31-May-2019	11-Jun-2019	11
B.Sc.-Hospitality and Hotel Administration	Even Semester / 2019	31-May-2019	11-Jun-2019	11
B.A. (Hons) -Applied Psychology	Even Semester / 2019	28-May-2019	07-Jun-2019	10
M.A.-Applied Psychology	Even Semester / 2019	28-May-2019	07-Jun-2019	10
B.A.-Liberal Arts	Even Semester / 2019	28-May-2019	07-Jun-2019	10
MSW- Master of Social Work	Even Semester / 2019	28-May-2019	07-Jun-2019	10
B.A. (Hons)-Economics	Even Semester / 2019	28-May-2019	07-Jun-2019	10
B.Sc.-Data Science	Even Semester / 2019	08-Jun-2019	21-Jun-2019	13
Bachelor of Visual Arts	Even Semester / 2019	30-May-2019	10-Jun-2019	11



*[Handwritten signature]*



**Programme wise Pass percentage (Final Year)**

AY 2018-19

Programme name	Programme Specialization	Number of students appeared in the final year examination	Number of students passed in final year examination	Pass Percentage
B. Tech	Aeronautical Engineering	11	7	63.64
B. Tech	Automobile Engineering	15	14	93.33
B. Tech	Biotechnology	43	42	97.67
B. Tech	Civil Engineering	86	80	93.02
B. Tech	Computer Science and Engineering	274	260	94.89
B. Tech	Electronics and Communication Engineering	42	38	90.48
B. Tech	Electrical and Electronics Engineering	12	11	91.67
B. Tech	Mechanical Engineering	132	124	93.94
BPT	Bachelor of Physiotherapy	58	56	96.55
B.Sc.	Nutrition and Dietetics	62	61	98.39
BBA	General	113	98	86.73
BBA	Banking & Financial Markets	14	13	92.86
BBA	International Business	53	35	66.04
B.Com. (Hons)	Bachelor of Commerce (Hons.)	111	100	90.09
B.Com. (Hons)	Industry Integrated	37	32	86.49
BCA	Bachelor of Computer Application	114	107	93.86
B.A.	Journalism and Mass Communication	72	68	94.44
B.A. (Hons)	English	35	32	91.43
B.A. (Hons)	Applied Psychology	21	19	90.48
B.A. (Hons)	Economics	8	8	100.00
B.Sc.	Interior Design	18	13	72.22
B.Sc.	Information Technology	20	18	90.00
B.Arch.	Bachelor of Architecture	23	22	95.65
B.Sc.	Hospitality and Hotel Administration	50	44	88.00
M.Sc.	Biotechnology	14	14	100.00
M.Sc.	Nutrition And Dietetics	46	45	97.83
M.A.	Applied Psychology	10	9	90.00
M.A.	English	13	13	100.00
M.A.	Journalism and Mass Communication	2	2	100.00
M. TECH.	Biotechnology	2	2	100.00
M. TECH.	Civil Engineering	11	11	100.00
M. TECH.	Mechanical Engineering	1	1	100.00



*[Signature]* 9/19

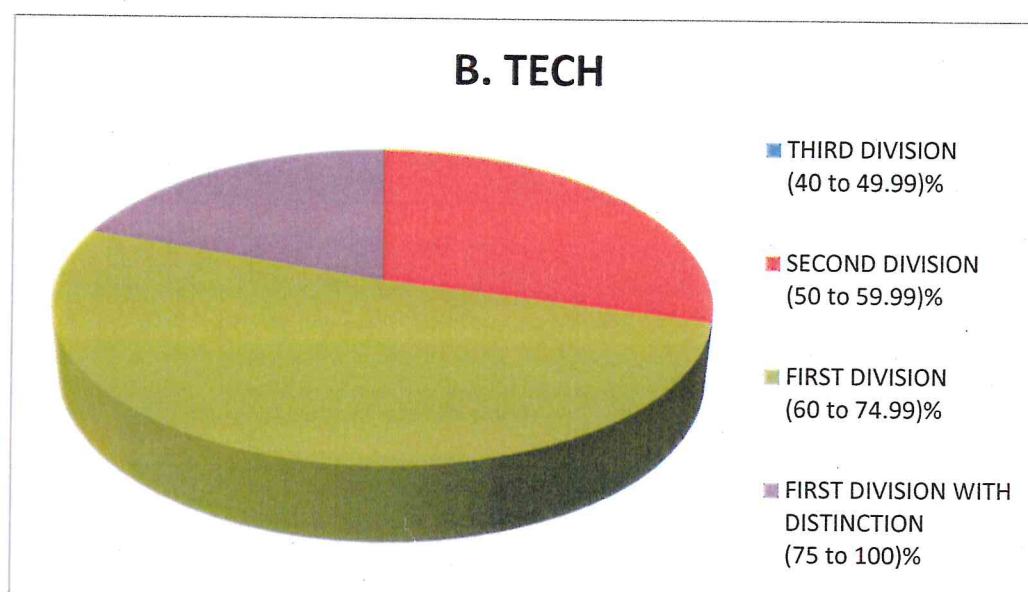
M. TECH.	Computer Engineering and Networking	5	4	80.00
M. TECH.	PSED	2	2	100.00
MPT	Master of Physiotherapy	17	17	100.00
MCA	Master of Computer Application	32	32	100.00
MBA	Master of Business Administration	120	107	89.17
M.Com	Master of Commerce	5	5	100.00
PG Diploma	Advertising and Public Relations	4	2	50.00



*[Handwritten Signature]*

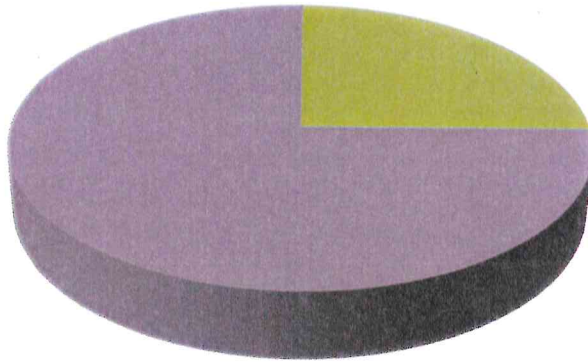
**Result Analysis faculty wise 2018-19**

FACULTY	PROGRAMME	THIRD (40 to 49.99)	SECOND (50 to 59.99)	FIRST (60 to 74.99)	FIRST WITH DISTINCTION (75 to 100)
FET	B. TECH	0	146	310	120
	M. TECH	0	0	5	15
	M. Sc.	0	0	6	8
FAHS	B. Sc./BPT	0	19	78	20
	M. Sc./MPT	0	2	40	20
FCA	MCA	0	1	21	10
	B. Sc. IT/BCA	0	38	64	23
FCBS	BBA/B.COM.	0	121	125	32
	M.COM.	0	0	1	4
FBSS	BA-PSY/ BA-ENG	0	1	18	8
	MA PSY	0	0	0	9
FMeH	BJMC/BA-ENG	6	43	50	1
	PGDAPR	0	0	2	0
	MJMC/MA-ENG	0	5	9	1
FAD	B.Sc. ID	0	1	25	9
FMS	B.Sc. HM	0	12	26	6
	MBA	0	27	76	4
	<b>Total=</b>	<b>6</b>	<b>416</b>	<b>856</b>	<b>290</b>

**Result Analysis course wise 2018-19**

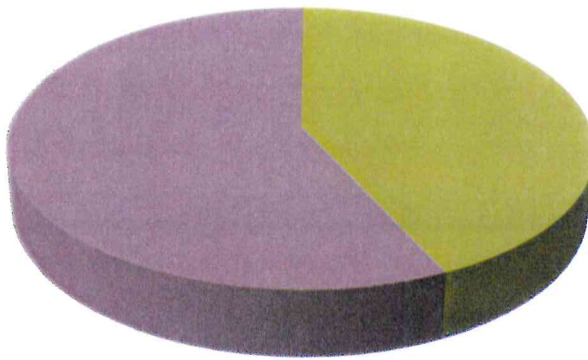


## M. TECH



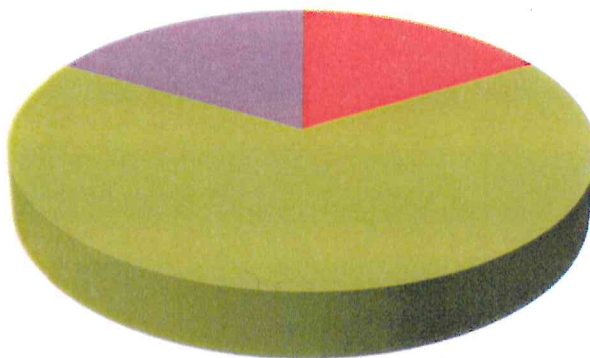
- THIRD DIVISION  
(40 to 49.99)%
- SECOND DIVISION  
(50 to 59.99)%
- FIRST DIVISION  
(60 to 74.99)%
- FIRST DIVISION WITH DISTINCTION  
(75 to 100)%

## M. Sc.



- THIRD DIVISION  
(40 to 49.99)%
- SECOND DIVISION  
(50 to 59.99)%
- FIRST DIVISION  
(60 to 74.99)%
- FIRST DIVISION WITH DISTINCTION  
(75 to 100)%

## B. Sc./BPT

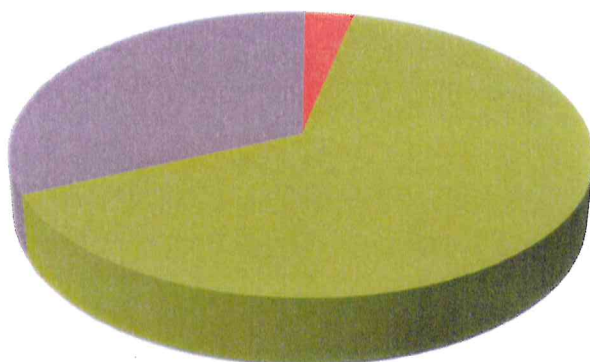


- THIRD DIVISION  
(40 to 49.99)%
- SECOND DIVISION  
(50 to 59.99)%
- FIRST DIVISION  
(60 to 74.99)%
- FIRST DIVISION WITH DISTINCTION  
(75 to 100)%



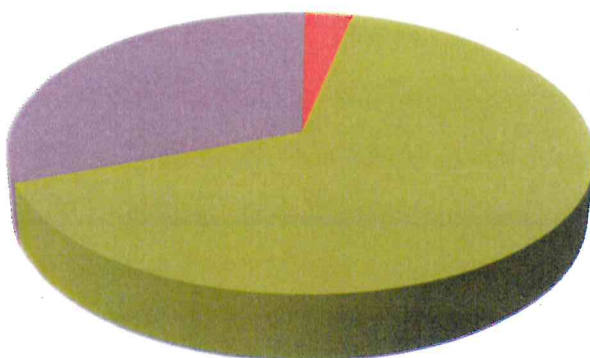
A handwritten signature in blue ink.

## M. Sc./MPT



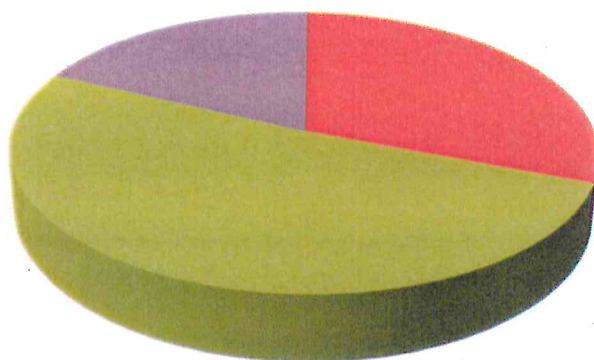
- THIRD DIVISION  
(40 to 49.99)%
- SECOND DIVISION  
(50 to 59.99)%
- FIRST DIVISION  
(60 to 74.99)%
- FIRST DIVISION WITH  
DISTINCTION  
(75 to 100)%

## MCA



- THIRD DIVISION  
(40 to 49.99)%
- SECOND DIVISION  
(50 to 59.99)%
- FIRST DIVISION  
(60 to 74.99)%
- FIRST DIVISION WITH  
DISTINCTION  
(75 to 100)%

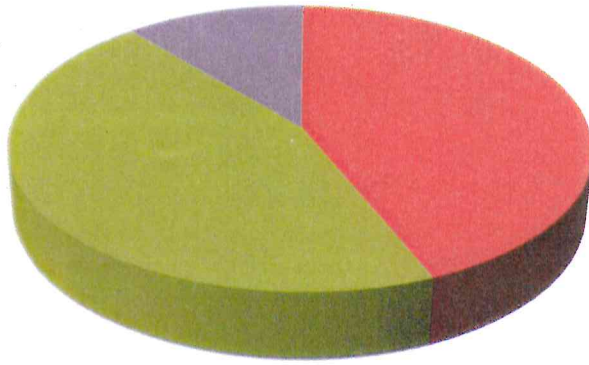
## B. Sc. IT/BCA



- THIRD DIVISION  
(40 to 49.99)%
- SECOND DIVISION  
(50 to 59.99)%
- FIRST DIVISION  
(60 to 74.99)%
- FIRST DIVISION WITH  
DISTINCTION  
(75 to 100)%

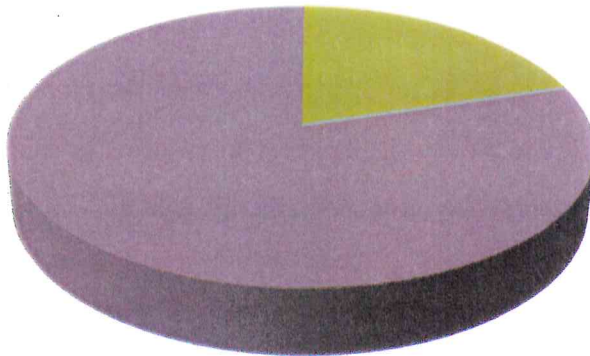


## BBA/B.COM.



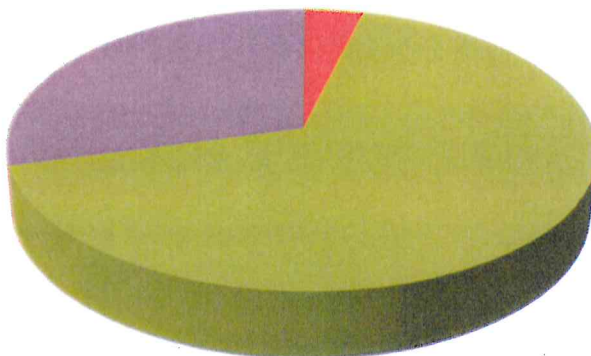
- THIRD DIVISION  
(40 to 49.99)%
- SECOND DIVISION  
(50 to 59.99)%
- FIRST DIVISION  
(60 to 74.99)%
- FIRST DIVISION WITH DISTINCTION  
(75 to 100)%

## M.COM.



- THIRD DIVISION  
(40 to 49.99)%
- SECOND DIVISION  
(50 to 59.99)%
- FIRST DIVISION  
(60 to 74.99)%
- FIRST DIVISION WITH DISTINCTION  
(75 to 100)%

## BA-PSY/ BA-ENG




- THIRD DIVISION  
(40 to 49.99)%
- SECOND DIVISION  
(50 to 59.99)%
- FIRST DIVISION  
(60 to 74.99)%
- FIRST DIVISION WITH DISTINCTION  
(75 to 100)%



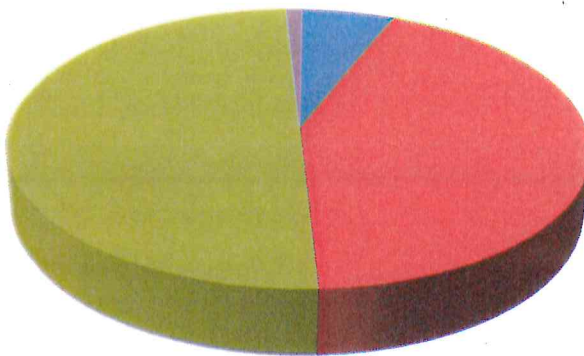


## MA PSY




- THIRD DIVISION  
(40 to 49.99)%
- SECOND DIVISION  
(50 to 59.99)%
- FIRST DIVISION  
(60 to 74.99)%
- FIRST DIVISION WITH DISTINCTION  
(75 to 100)%

## BJMC/BA-ENG



- THIRD DIVISION  
(40 to 49.99)%
- SECOND DIVISION  
(50 to 59.99)%
- FIRST DIVISION  
(60 to 74.99)%
- FIRST DIVISION WITH DISTINCTION  
(75 to 100)%

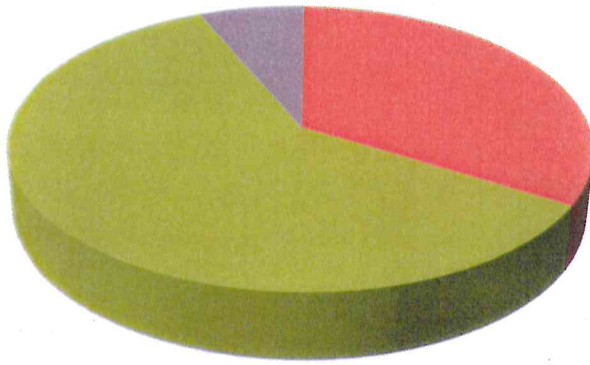
## PGDAPR



- THIRD DIVISION  
(40 to 49.99)%
- SECOND DIVISION  
(50 to 59.99)%
- FIRST DIVISION  
(60 to 74.99)%
- FIRST DIVISION WITH DISTINCTION  
(75 to 100)%

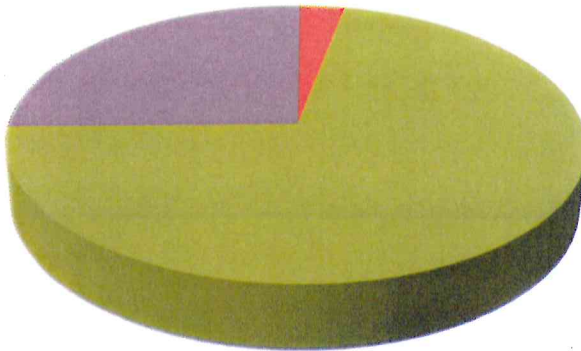


## MJMC/MA-ENG



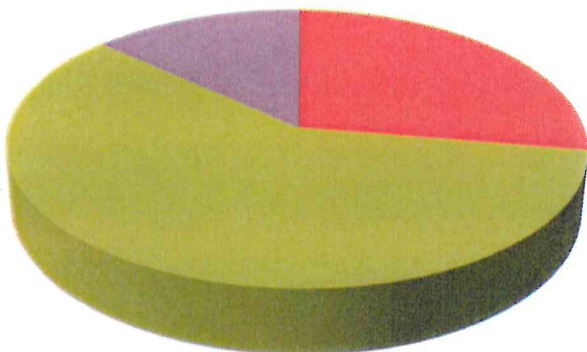
- THIRD DIVISION  
(40 to 49.99)%
- SECOND DIVISION  
(50 to 59.99)%
- FIRST DIVISION  
(60 to 74.99)%
- FIRST DIVISION WITH  
DISTINCTION  
(75 to 100)%

## B.Sc. ID



- THIRD DIVISION  
(40 to 49.99)%
- SECOND DIVISION  
(50 to 59.99)%
- FIRST DIVISION  
(60 to 74.99)%
- FIRST DIVISION WITH  
DISTINCTION  
(75 to 100)%

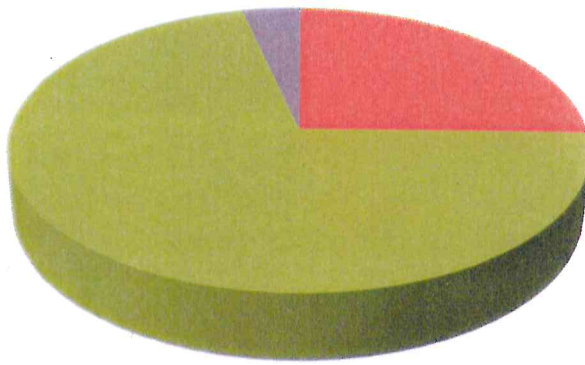
## B.Sc. HM



- THIRD DIVISION  
(40 to 49.99)%
- SECOND DIVISION  
(50 to 59.99)%
- FIRST DIVISION  
(60 to 74.99)%
- FIRST DIVISION WITH  
DISTINCTION  
(75 to 100)%

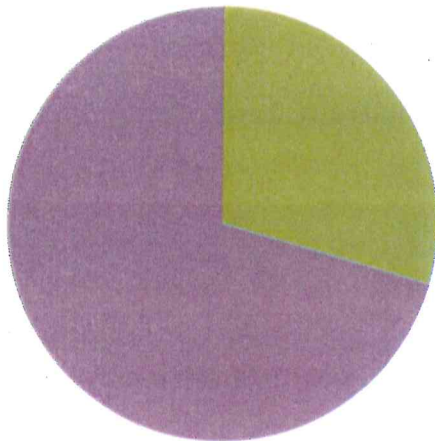


## MBA



- THIRD DIVISION  
(40 to 49.99)%
- SECOND DIVISION  
(50 to 59.99)%
- FIRST DIVISION  
(60 to 74.99)%
- FIRST DIVISION WITH DISTINCTION  
(75 to 100)%

## Ph.D



- THIRD DIVISION  
(40 to 49.99)%
- SECOND DIVISION  
(50 to 59.99)%
- FIRST DIVISION  
(60 to 74.99)%
- FIRST DIVISION WITH DISTINCTION  
(75 to 100)%

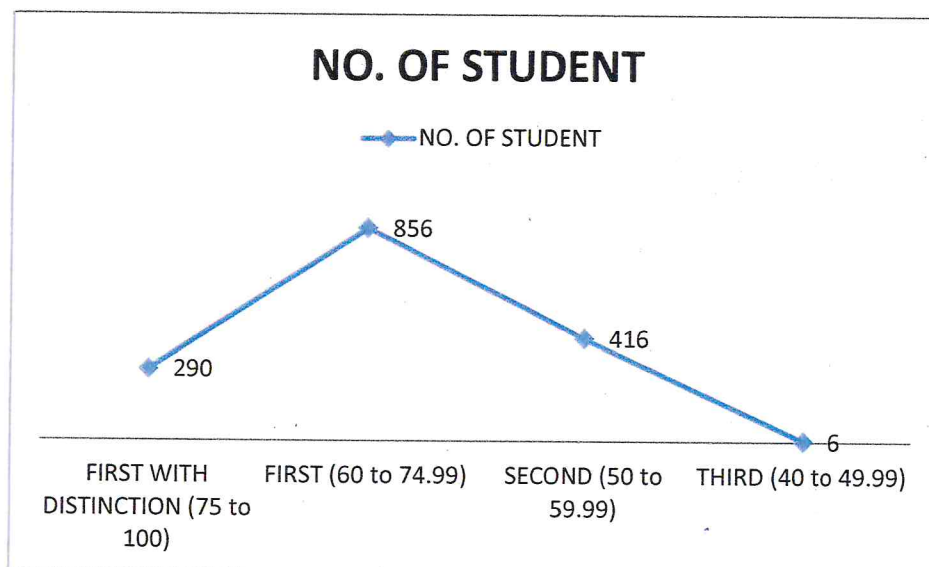
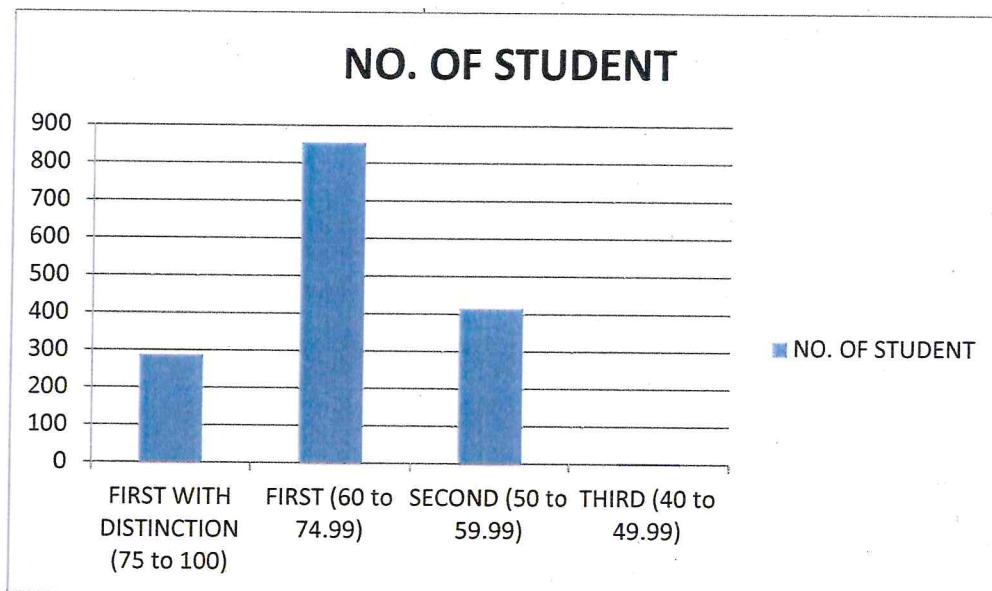


A handwritten signature in blue ink, consisting of a stylized 'V' shape followed by a horizontal line and some additional strokes.



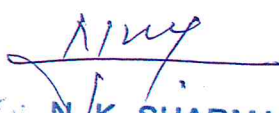
### RESULT ANALYSIS (2018-19)

DIVISION & PERCENTAGE (%)	NO. OF STUDENT
FIRST WITH DISTINCTION (75% to	290
FIRST (60% to 74.99%)	856
SECOND (50% to 59.99%)	416
THIRD (40% to 49.99%)	6
Total=	1568



<b>Details of Re-Evaluation</b> <b>DEC 2018-MAY 19</b>				
General/Admit Card	Re-Evaluation	Total Number of complaints or grievances about evaluation*	Total number of students appeared in the examination	Percentage
<b>AY 2018-19</b>				
06	15	21	5265	0.40



  
**N.K. SHARMA**  
 Controller of Examinations  
 Manav Rachna International Institute  
 of Research & Studies  
 (Deemed to be University)  
 FARIDABAD